



DCC Booster



Contents

DCC Booster.....	1
Introduction.....	1
Main functions:.....	2
Technical parameters:.....	2
Connection	2
Connecting DCC Booster to the track.....	2
Connecting accessory decoders to DCC Booster	3

Introduction

RailBOX DCC Booster is designed to control railroad models that are equipped with DCC decoders and accessory decoders. This Booster is a pure DCC booster that supports Railcom® protocol. No other protocols (e.g. Märklin® Mfx®) are supported!

Important: RailBOX DCC Booster must not be used in systems that operate in a common ground principle; otherwise it can lead to the damage of the Booster and/or the Command Station.



Main functions:

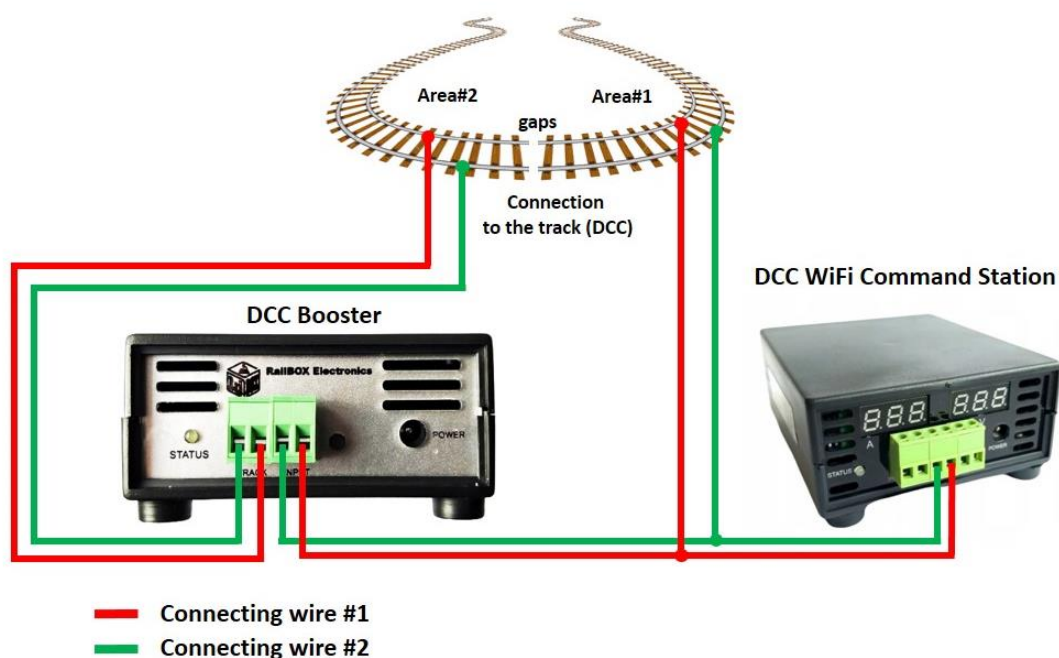
- active Railcom® with option to disable
- short circuit detection on tracks
- independently enable / disable (Start / Stop) by Button and synchronize with the status of the Command Station
- DCC signal taken from the output of the DCC Command Station or directly from the tracks

Technical parameters:

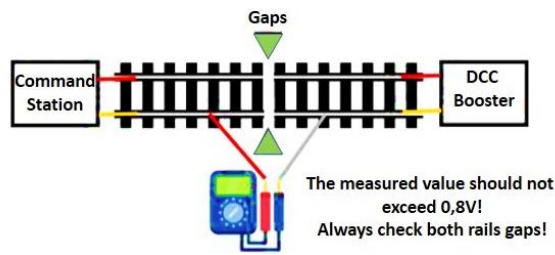
- Dimensions 90 x 110 x 45 mm
- Power supply voltage: 7-24V DC / 3A (Power supply 19V is included)
- The DCC output - 17V max 3A

Connection

Connecting DCC Booster to the track

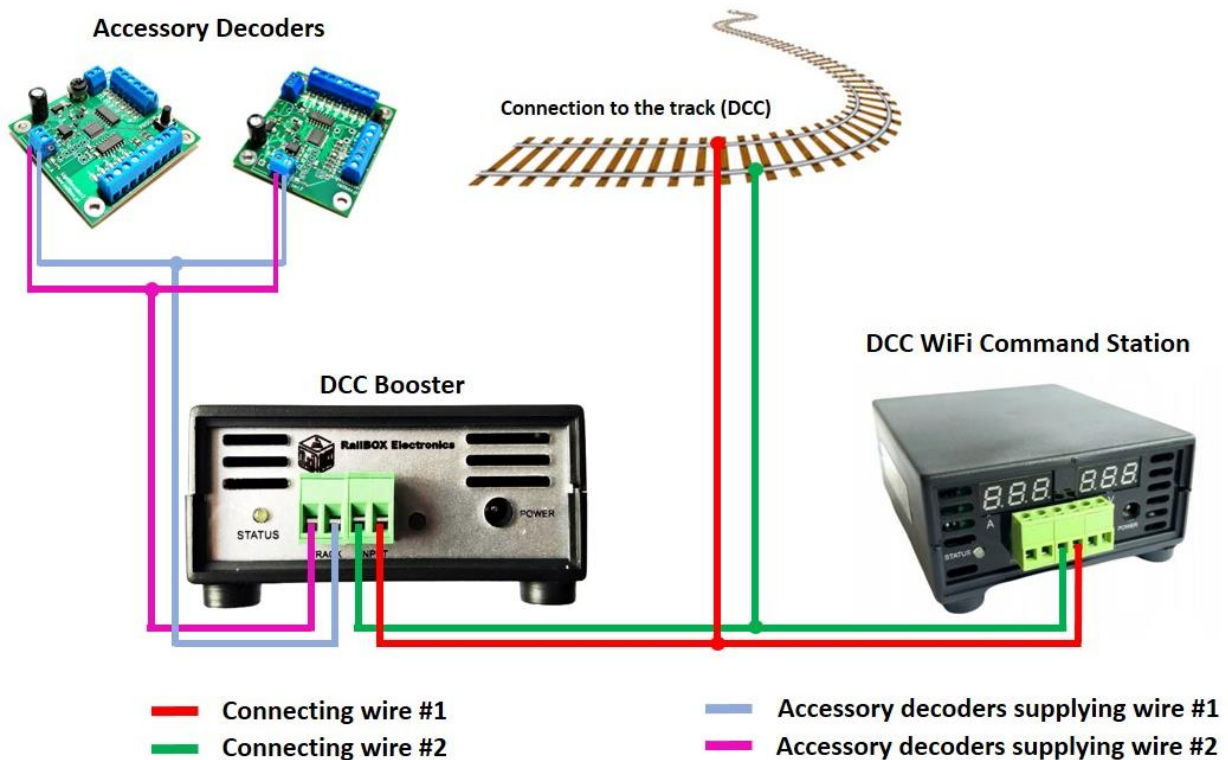


Note: DCC Booster can be used for controlling locomotives on the separate independent track area; this way each rail should be connected parallelly (wire from left pin output to left rail; right to the right) to the Booster and to the Command Station to avoid a short cut and/or any kind of damage of accessory decoders, during the moment when locomotive will be at both track areas at the same time when passing the gaps.



Important: The transition voltage between the Booster ranges should be less than 0.8 V. This can easily be checked with a multimeter (setting the measuring range to AC alternating voltage). Both rails gaps should always be checked. If the value of 0.8 Volt exceeded, then input voltage of the booster or the voltage setting of the Command Station must be adjusted.

Connecting accessory decoders to DCC Booster



Note: DCC Booster as well can be used as supplying source for any of your accessory decoders.